

Board of Governors of the Federal Reserve System



Annual Report of Holding Companies—FR Y-6

Report at the close of business as of the end of fiscal year

This Report is required by law: Section 5(c)(1)(A) of the Bank Holding Company Act (12 U.S.C. § 1844(c)(1)(A)); sections 8(a) and 13(a) of the International Banking Act (12 U.S.C. §§ 3106(a) and 3108(a)); sections 11(a)(1), 25, and 25A of the Federal Reserve Act (12 U.S.C. §§ 248(a)(1), 602, and 611a); and sections 113, 165, 312, 618, and 809 of the Dodd-Frank Act (12 U.S.C. §§ 5361, 5365, 5412, 1850a(c)(1), and 5468(b)(1)). Return to the appropriate Federal Reserve Bank the original and the number of copies specified.

NOTE: The *Annual Report of Holding Companies* must be signed by one director of the top-tier holding company. This individual should also be a senior official of the top-tier holding company. In the event that the top-tier holding company does not have an individual who is a senior official and is also a director, the chairman of the board must sign the report. If the holding company is an ESOP/ESOT formed as a corporation or is an LLC, see the General Instructions for the authorized individual who must sign the report.

I, Joseph L. Hooley

Name of the Holding Company Director and Official
Chairman and Chief Executive Officer

Title of the Holding Company Director and Official

attest that the *Annual Report of Holding Companies* (including the supporting attachments) for this report date has been prepared in conformance with the instructions issued by the Federal Reserve System and are true and correct to the best of my knowledge and belief.

With respect to information regarding individuals contained in this report, the Reporter certifies that it has the authority to provide this information to the Federal Reserve. The Reporter also certifies that it has the authority, on behalf of each individual, to consent or object to public release of information regarding that individual. The Federal Reserve may assume, in the absence of a request for confidential treatment submitted in accordance with the Board's "Rules Regarding Availability of Information," 12 C.F.R. Part 261, that the Reporter and individual consent to public release of all details in the report concerning that individual.

Signature of Holding Company Director and Official

3-23-17

Date of Signature

For holding companies not registered with the SEC—
Indicate status of Annual Report to Shareholders:

- ☐ is included with the FR Y-6 report
☐ will be sent under separate cover
☐ is not prepared

For Federal Reserve Bank Use Only

RSSD ID

C.I.

This report form is to be filed by all top-tier bank holding companies, top-tier savings and loan holding companies, and U.S. intermediate holding companies organized under U.S. law, and by any foreign banking organization that does not meet the requirements of and is not treated as a qualifying foreign banking organization under Section 211.23 of Regulation K (12 C.F.R. § 211.23). (See page one of the general instructions for more detail of who must file.) The Federal Reserve may not conduct or sponsor, and an organization (or a person) is not required to respond to, an information collection unless it displays a currently valid OMB control number.

Date of Report (top-tier holding company's fiscal year-end):
December 31, 2016

Month / Day / Year

549300ZFEEJ2IP5VME73

Reporter's Legal Entity Identifier (LEI) (20-Character LEI Code)

Reporter's Name, Street, and Mailing Address

State Street Corporation

Legal Title of Holding Company

State Street Financial Center, One Lincoln Street

(Mailing Address of the Holding Company) Street / P.O. Box

Boston

MA

02111

City

State

Zip Code

Physical Location (if different from mailing address)

Person to whom questions about this report should be directed:
Jonathan Garand Vice President

Name

Title

617-664-4923

Area Code / Phone Number / Extension

617-664-0266

Area Code / FAX Number

JGarand@StateStreet.com

E-mail Address

statestreet.com

Address (URL) for the Holding Company's web page

Is confidential treatment requested for any portion
of this report submission?

0=No
1=Yes

In accordance with the General Instructions for this report
(check only one),

1. a letter justifying this request is being provided along
with the report ☐
2. a letter justifying this request has been provided
separately ☐

NOTE: Information for which confidential treatment is being
requested must be provided separately and labeled
as "confidential."

STATE STREET CORPORATION
ANNUAL REPORT OF HOLDING COMPANIES-FR Y-6

For the fiscal year ending December 31, 2016

REPORT ITEM 1a: Form 10-K filed with the Securities and Exchange Commission.

State Street Corporation files its 2016 Form 10-K with the SEC via
EDGAR transmission. A hard copy of that transmission is enclosed as
Required Exhibit I.

REPORT ITEM 1b: Not applicable, see 1a.

REPORT ITEM 2a: Organizational Chart:

This chart is as of December 31, 2016 and appears as Exhibit II.

REPORT ITEM 2b: Domestic Branch Listing:

This listing is as of December 31, 2016 and appears as Exhibit III.

REPORT ITEM 3: Securities Holders:

This information is as of December 31, 2016 and appears as Exhibit IV.

REPORT ITEM 4: Insiders:

The list of Directors and Executive Officers appears as Exhibit V.

STATE STREET CORPORATION



STATE STREET CORPORATION
Boston, MA
Incorporated in Massachusetts
549300ZFEEJ2IP5VME73

MANAGED PENSION FUNDS, LIMITED
London, England
Incorporated in United Kingdom
5493009W7D2OFBGG513

SSB INVESTMENTS, INC.
Boston, MA
Incorporated in Massachusetts
N/A

**STATE STREET CORPORATE SERVICES
MUMBAI PRIVATE LIMITED**
Mumbai, India
Incorporated in India
N/A

SSB REALTY, LLC
Boston, MA
Incorporated in Massachusetts
General Partner/Managing Member
N/A

SSgA FUNDS MANAGEMENT, INC.
Boston, MA
FT3UGI3NU687EELQF380

**STATE STREET BOSTON SECURITIES
SERVICES CORPORATION**
Boston, MA
Incorporated in Massachusetts
N/A

STATE STREET CAPITAL PTY LIMITED
Sydney, Australia
Incorporated in Australia
N/A

STATE STREET FLORIDA, INC.
Tampa, FL
Incorporated in Florida
N/A

STATE STREET FUNDER GMBH
Frankfurt, Germany
Incorporated in Germany
N/A

STATE STREET AIS EUROPE LLC
Wilmington, DE
Incorporated in Delaware
General Partner/Managing Member
N/A

STATE STREET BANK AND TRUST COMPANY
Boston, MA
Incorporated in Massachusetts
571474TGEMMWANRUS72

STATE STREET FUNDER I LLC
Wilmington, DE
Incorporated in Delaware
General Partner/Managing Member
N/A

STATE STREET FINANCE LLC & CO., KG
Frankfurt, Germany
Incorporated in Germany
General Partner/Managing Member
N/A

**STATE STREET FINANCIAL SERVICES
BETEILIGUNGSGMBH**
Frankfurt, Germany
N/A

ALLOCARE AG
Altschhofen, Switzerland
Incorporated in Switzerland
N/A

**STATE STREET GLOBAL EXCHANGE (EUROPE)
GMBH**
Frankfurt, Germany
Incorporated in Germany
N/A

STATE STREET GX LIMITED
London, England
Incorporated in United Kingdom
N/A

STATE STREET FUNDER II LLC
Wilmington, DE
Incorporated in Delaware
General Partner/Managing Member
N/A

STATE STREET GLOBAL MARKETS (JAPAN)
Tokyo, Japan
Incorporated in Japan
N/A

**STATE STREET GLOBAL MARKETS CANADA
INC.**
Toronto, Canada
Incorporated in Canada
BJ4CSKBQCK61XM6ZL688

STATE STREET GLOBAL MARKETS, LLC
Boston, MA
Incorporated in Delaware
General Partner/Managing Member
542MQ1M7YQYKZC8E043

STATE STREET NEWCO, LLC
Boston, MA
Incorporated in Delaware
N/A

**STATE STREET HOLDINGS HONG KONG
LIMITED**
Hong Kong
Incorporated in China
N/A

**STATE STREET INVESTMENT MANAGER
SOLUTIONS, LLC**
Boston, MA
Incorporated in Delaware
General Partner/Managing Member
N/A

STATE STREET SOUTHERN AFRICA (PTY) LTD.
Cape Town, So. Africa
Incorporated in South Africa
N/A

SWAPEX, LIMITED
London, England
Incorporated in United Kingdom
N/A

SWAPEX, LLC
New York, NY
Incorporated in New York General
Partner/Managing Member
549300LSKJ0BJ3IC5645

**TRADEWIND WAREHOUSE FINANCE
CORPORATION**
Grand Cayman
Incorporated in Cayman Islands
N/A

STATE STREET GLOBAL ADVISORS, INC.
Boston, MA
Incorporated in Delaware
N/A

SSgA PRIVATE FUNDS LLC
Boston, MA
Incorporated in Delaware
General Partner/Managing Member
N/A

WINDWISE SEEDING FUND SPC, LTD
Grand Cayman
Incorporated in Cayman Islands
549300BV42Q6BIBPH09

GLOBAL MACRO FUND, LP
Cayman Islands
Incorporated in Cayman Islands
549300TOI1KYIGVDHAS0

STATE STREET GLOBAL EXCHANGE (US) LLC
Princeton, NJ
Incorporated in Delaware
General Partner/Managing Member
N/A

**STATE STREET SERVICES INDIA PRIVATE
LIMITED**
Bangalore, India
Incorporated in India
N/A

STATE STREET BANK AND TRUST COMPANY



STATE STREET BANK AND TRUST COMPANY

Boston, MA
Incorporated in Massachusetts

571474TGEMMWANRLN572

STATE STREET BANK AND TRUST BRANCH OFFICES

STATE STREET BANK & TRUST COMPANY - BEIJING BRANCH

Beijing, China
Incorporated in China

571474TGEMMWANRLN572

STATE STREET BANK & TRUST COMPANY - HONG KONG BRANCH

Hong Kong
Incorporated in China

571474TGEMMWANRLN572

STATE STREET BANK & TRUST COMPANY - JERSEY BRANCH

Jersey, Channel Islands
Incorporated in Jersey

571474TGEMMWANRLN572

STATE STREET BANK & TRUST COMPANY - SEOUL BRANCH

Seoul, Korea
Incorporated in South Korea

571474TGEMMWANRLN572

STATE STREET BANK & TRUST COMPANY - TOKYO BRANCH

Tokyo, Japan
Incorporated in Japan

571474TGEMMWANRLN572

STATE STREET BANK & TRUST COMPANY - UNITED KINGDOM BRANCH

London, England
Incorporated in United Kingdom

571474TGEMMWANRLN572

STATE STREET BANK & TRUST COMPANY - CAYMAN ISLANDS

Grand Cayman
Incorporated in Cayman Islands

571474TGEMMWANRLN572

STATE STREET BANK & TRUST COMPANY - SYDNEY BRANCH

Sydney, Australia
Incorporated in Australia

571474TGEMMWANRLN572

STATE STREET BANK & TRUST COMPANY - MISSOURI

Kansas City, MO
Incorporated in Missouri

571474TGEMMWANRLN572

STATE STREET BANK & TRUST COMPANY - NEW JERSEY

Princeton, NJ
Incorporated in New Jersey

571474TGEMMWANRLN572

STATE STREET BANK & TRUST COMPANY - SINGAPORE

Singapore
Incorporated in Singapore

571474TGEMMWANRLN572

STATE STREET BANK & TRUST COMPANY - TAIPEI BRANCH

Taipei, Taiwan
Incorporated in Taiwan

571474TGEMMWANRLN572

STATE STREET BANK & TRUST COMPANY - CANADA

Montreal, Canada
Incorporated in Canada

571474TGEMMWANRLN572

STATE STREET BANK & TRUST COMPANY - CANADA

Toronto, Canada
Incorporated in Canada

571474TGEMMWANRLN572

CURRENEX INC.

New York, NY
Incorporated in Delaware

549300NUJ7MUQK1GG892

ELKINS/MCSHERRY, LLC

New York, NY
Incorporated in New York
General Partner/Managing Member
N/A

INTERNATIONAL FUND SERVICES (N.A.), L.L.C.

New York, NY
Incorporated in Delaware

N/A

INVESTMENT MANAGEMENT SERVICES, INC.

New York, NY
Incorporated in Delaware

N/A

INVESTORS BOSTON SECURITIES CORPORATION

Boston, MA
Incorporated in Massachusetts

N/A

SCF ENERGY LLC

Boston, MA
Incorporated in Bermuda
Limited Partner/Non-Managing Member
N/A

SIERRA SOLAR LLC

Boston, MA
Incorporated in Delaware
Limited Partner/Non-Managing Member
N/A

VINEYARD SOLAR LLC

Boston, MA
Incorporated in Delaware
Limited Partner/Non-Managing Member
N/A

WHITEHAVEN SPRINGS BIOMASS LLC

Boston, MA
Incorporated in Delaware
Limited Partner/Non-Managing Member
N/A

INVESTORS Copley SECURITIES CORP

Boston, MA
Incorporated in Massachusetts

N/A

STATE STREET BANK AND TRUST COMPANY, N.A.

New York, NY
Incorporated in New York

N/A

STATE STREET BANK & TRUST CO. OF CALIFORNIA, N.A.

Los Angeles, CA
Incorporated in California

N/A

LINCOLN SECURITIES CORPORATION

Boston, MA
Incorporated in Massachusetts

N/A

PEBBLE SECURITIES CORPORATION

Boston, MA
Incorporated in Massachusetts

N/A

QUINCY SECURITIES CORPORATION

Boston, MA
Incorporated in Massachusetts

N/A

STATE STREET GLOBAL ADVISORS TRUST COMPANY

Boston, MA
Incorporated in Massachusetts

549300BYW0XNH286YR10

SSBT LCRE HOLDCO LLC

Wilmington, DE
Incorporated in Delaware
General Partner/Managing Member
N/A

FARGO WIND LLC

Boston, MA
Incorporated in Delaware
Limited Partner/Non-Managing Member
N/A

LOOMIS SOLAR LLC

Boston, MA
Incorporated in Delaware
Limited Partner/Non-Managing Member
N/A

STATE STREET BANK & TRUST CO OF NEW HAMPSHIRE

Nashua, NH
Incorporated in New Hampshire

N/A

STATE STREET FINANCIAL SERVICES, INC.

Boston, MA
Incorporated in Massachusetts

N/A

STATE STREET FUND SERVICES, INC.

Clifton, NJ
Incorporated in New Jersey

N/A

STATE STREET MUTUAL FUND SERVICE COMPANY LLC

Boston, MA
Incorporated in Delaware
General Partner/Managing Member
N/A

STATE STREET PORTFOLIO SYSTEMS, INC.

Kansas City, MO
Incorporated in Missouri

N/A

STATE STREET TRUST COMPANY

Chicago, IL
Incorporated in Chicago

N/A

STATE STREET GS PERFORMANCE SERVICES PLC

Edinburgh, Scotland
Incorporated in United Kingdom

N/A

STATE STREET SOCIAL INVESTMENTS CORPORATION

Boston, MA
Incorporated in Massachusetts

N/A

STATE STREET PUBLIC LENDING CORPORATION

Boston, MA
Incorporated in Massachusetts

N/A

ANTRIM CORPORATION

Boston, MA
Incorporated in Massachusetts

N/A

STATE STREET INTERNATIONAL HOLDINGS

Boston, MA
Incorporated in Massachusetts

N/A

STATE STREET AIS EUROPE LLC



STATE STREET AIS EUROPE LLC

Wilmington, DE
Incorporated in Delaware
General Partner/Managing Member
N/A

STATE STREET (JERSEY) LIMITED

Jersey, Channel Islands
Incorporated in Jersey

5493002T283V84LM3H16

LIVELY LIMITED

St. Helier, Jersey
Incorporated in Jersey

N/A

OFFCO LIMITED

St. Helier, Jersey
Incorporated in Jersey

N/A

STATE STREET SECRETARIES (JERSEY) LIMITED

St. Helier, Jersey
Incorporated in Jersey

N/A

STATE STREET SERVICES (LUXEMBOURG) S.A.

Luxembourg
Incorporated in Luxembourg

N/A

STATE STREET TRUSTEES (JERSEY) LIMITED

St. Helier, Jersey
Incorporated in Jersey

N/A

JURIS LIMITED

St. Helier, Jersey
Incorporated in Jersey

N/A

STATE STREET INVESTMENT HOLDINGS (JERSEY) LIMITED

St. Helier, Jersey
Incorporated in Jersey

N/A

STANHOPE GATE TRUSTEES LIMITED

London, England
Incorporated in United Kingdom

N/A

STATE STREET (GUERNSEY) LIMITED

St. Peter Port, Guernsey
Incorporated in Guernsey

N/A

STATE STREET NOMINEES 1 (GUERNSEY) LIMITED

St. Peter Port, Guernsey
Incorporated in Guernsey

N/A

STATE STREET ADMINISTRATION SERVICES (UK) LIMITED

London, England
Incorporated in United Kingdom

N/A

STATE STREET SECRETARIES (UK) LIMITED

London, England
Incorporated in United Kingdom

N/A

ARRINGFORD LIMITED

London, England
Incorporated in United Kingdom

N/A

MAIZELANDS LIMITED

London, England
Incorporated in United Kingdom

N/A

STATE STREET FUND SERVICES (HONG KONG) LIMITED

Hong Kong
Incorporated in China

N/A

STATE STREET FUND SERVICES (SINGAPORE) PTE. LIMITED

Singapore
Incorporated in Singapore

N/A

STATE STREET SERVICES (UK) LIMITED

London, England
Incorporated in United Kingdom

549300UFIRRB2EOUT427

INFRAHEDGE LIMITED

London, England
Incorporated in United Kingdom

N/A

INFRAHEDGE SERVICES (INDIA) PRIVATE LIMITED

Bangalore, India
Incorporated in India

N/A

STATE STREET FINANCIAL SERVICES (SHANGHAI) LIMITED



Shanghai, China
Incorporated in China

N/A

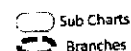
STATE STREET FUND SERVICES (U.S) LLC

New York, NY
Incorporated in Delaware
General Partner/Managing Member
N/A

STATE STREET INTERNATIONAL HOLDINGS



STATE STREET GLOBAL ADVISORS, INC.



STATE STREET GLOBAL ADVISORS, INC.
Boston, MA
Incorporated in Delaware

N/A

STATE STREET GLOBAL ADVISORS (ASIA) LIMITED

Hong Kong
Incorporated in China

5493006K34F4F0PHOQ22

SSGA MAURITIUS, LTD

Port Louis, Mauritius
Incorporated in Mauritius

N/A

STATE STREET GLOBAL ADVISORS LUXEMBOURG MANAGEMENT SARL

Luxembourg
Incorporated in Luxembourg

T5DQ0045VTBV801HM104

STATE STREET GLOBAL ADVISORS SINGAPORE LIMITED

Singapore
Incorporated in Singapore

549300EHK4N58M3GPC35

STATE STREET GLOBAL ADVISORS, AUSTRALIA, LIMITED

Sydney, Australia
Incorporated in Australia

TGXMDCOL1HN7DMIM4106

STATE STREET GLOBAL ADVISORS AUSTRALIA SERVICES LIMITED

Sydney, Australia
Incorporated in Australia

549300XJZCHUM3C9G24

STATE STREET GLOBAL ADVISORS, CAYMAN

Cayman Islands
Incorporated in Cayman Islands

549300DX4YTVJB8CFH28

STATE STREET GLOBAL ADVISORS INTERNATIONAL HOLDINGS INC.

Dover, DE
Incorporated in Delaware

N/A

STATE STREET GLOBAL ADVISORS (JAPAN) CO., LTD

Tokyo, Japan
Incorporated in Japan

549300ZY25URYZRO2293

STATE STREET GLOBAL ADVISORS FRANCE, S.A.

Paris, France
Incorporated in France

AQKVXKPLYOXYQKXLTG1

STATE STREET GLOBAL ADVISORS GMBH

Munich, Germany
Incorporated in Germany

N/A

STATE STREET GLOBAL ADVISORS HOLDINGS LIMITED

London, England
Incorporated in United Kingdom

N/A

SSGA IRELAND UNIT TRUST MANAGEMENT LIMITED

Dublin, Ireland
Incorporated in Ireland

07F5H7W3ET8ZLWNMFP29

STATE STREET GLOBAL ADVISORS IRELAND LIMITED

Dublin, Ireland
Incorporated in Ireland

GXGPGQ6RDXG38TF3W2014

STATE STREET GLOBAL ADVISORS AG

Zurich, Switzerland
Incorporated in Switzerland

N/A

STATE STREET GLOBAL ADVISORS LIMITED

London, England
Incorporated in United Kingdom

8KEPZEVXKHU6G2R0SD14

STATE STREET GLOBAL ADVISORS, LIMITED

Montreal, Canada
Incorporated in Canada

OH3PFKUQ73B5329UCH94

STATE STREET UNIT TRUST MANAGEMENT LIMITED

London, England
Incorporated in United Kingdom

N/A

STATE STREET GLOBAL ADVISORS JAPAN HOLDINGS GK

Japan
Incorporated in Japan

N/A

All subsidiaries are wholly-owned subsidiaries unless noted otherwise
LEI not applicable unless otherwise noted.

Indirect Subsidiaries as of December 31, 2016

GLOBAL SERVICES:

IFDS Leasing UK, LLC
Direct Owner: IFDS Realty UK, LLC
Domicile of Issuer: Delaware
Pct Ownership State Street: 50

IFDS Leasing UK, LLC
Direct Owner: IFDS Realty UK, LLC
Domicile of Issuer: Delaware
Pct Ownership State Street: 50

IFDS (UK) Limited
Direct Owner: International Financial Data Services Limited
Domicile of Issuer: Basildon, Essex, England
Pct Ownership Direct: 1.00

Percana International Managed Services Limited
Direct Owner: Percana Group Limited
Domicile of Issuer: Dublin, Ireland
Pct Ownership State Street: 50

Percana Technologies Limited
Direct Owner: Percana Group Limited
Domicile of Issuer: Dublin, Ireland
Pct Ownership State Street: 50

Boston Financial Data Services, Inc.
Direct Owner: State Street Corporation
Domicile of Issuer: Quincy, MA
Pct Ownership State Street: 50

Vestmark, Inc.
Direct Owner: International Financial Data Services Limited Partnership
Domicile of Issuer: Delaware
Pct Ownership State Street: 06

International Financial Data Services (Ireland) Limited
Direct Owner: International Financial Data Services Limited Partnership
Domicile of Issuer: Dublin, Ireland
Pct Ownership Direct: 1.00

TAP Limited
Direct Owner: International Financial Data Services Limited
Domicile of Issuer: Basildon, Essex, England
Pct Ownership Direct: 1.00

STATE STREET GLOBAL ADVISORS:

State Street Global Alliance, LLC
Direct Owner: State Street Global Advisors, Inc.
Domicile of Issuer: Boston, MA
Pct Ownership State Street: 51
Contact: Karen Muzi

Global Alliance International Holdings, Inc.
Direct Owner: State Street Global Alliance, LLC
Domicile of Issuer: Wilmington, Delaware
Pct Ownership Direct: 1.00

State Street Global Alliance Canada, Inc.
Direct Owner: Global Alliance International Holdings, Inc.
Domicile of Issuer: Montreal, Canada
Pct Ownership State Street: 51

GLOBAL OPERATIONS:

State Street Syntel Services (Mauritius) Limited
Direct Owner: State Street International Holdings
Domicile of Issuer: Port Louis, Mauritius
Pct Ownership Direct: 51

State Street Syntel Services Private Limited
Direct Owner: State Street Syntel Services (Mauritius) Limited
Domicile of Issuer: Mumbai, India
Pct Ownership State Street: 51

State Street HCL Holdings (UK) Limited
Direct Owner: State Street International Holdings
Domicile of Issuer: Surrey, UK
Pct Ownership Direct: 51

State Street HCL Services (India) Private Limited
Direct Owner: State Street HCL Holdings (UK) Limited
Domicile of Issuer: New Delhi, India
Pct Ownership Direct: 1.00

State Street HCL Services (Philippines) Inc.
Direct Owner: State Street HCL Holdings (UK) Limited
Domicile of Issuer: Manila, Philippines
Pct Ownership Direct: 1.00

Insigma Hang Tian Software
Direct Owner: Insigma Global Services Ltd.
Domicile of Issuer: Hangzhou, China
Pct Ownership Direct: 78

INFORMATION TECHNOLOGY:

STATE STREET GLOBAL MARKETS:

ERIS Exchange Investment
Direct Owner: ERIS Exchange Holdings, LLC
Domicile of Issuer: New York, NY
Pct Ownership Direct: 1.00

Digital Vega
Direct Owner: Digital Vega FX Ltd.
Domicile of Issuer: London, England
Pct Ownership State Street: 21

Indirect Subs



STATE STREET CORPORATION
As of December 31, 2016
EQUITY METHOD INVESTMENTS

| Investment name | Domicile of issuer | Initial Investment Date | December 31, 2016 | | December 31, 2016 |
|--|------------------------------|-------------------------|-------------------|----------------|-------------------|
| | | | Pct Ownership | Carrying Value | Historical Cost |
| STATE STREET GLOBAL MARKETS | | | | | |
| Chicago Mercantile Exchange Group Inc. Class A Common Shares | Chicago, IL | Oct/2009 | - | 1,009,313 | 1,009,313 |
| Chicago Mercantile Exchange Group Inc. Class A Common Shares | Chicago, IL | Jan/1900 | - | 3,464,191 | 3,464,191 |
| Eris Exchange Investment | US | Aug/2012 | 6.22% | 3,037,958 | 5,000,000 |
| SUBTOTAL SSGM | | | | \$ 7,511,462 | \$ 9,473,504 |
| STATE STREET GLOBAL ADVISORS: | | | | | |
| Royalton Capital Investors | Cayman Islands | Jan/2000 | 13.25% | 1,169,755 | 2,865,545 |
| Wilton Asset Management, LLC | Boston, Massachusetts | Oct/2000 | 50.00% | 210,270 | 200,000 |
| State Street Global Alliance LLC | Boston, Massachusetts | Nov/2000 | 51.08% | - | 62,658,800 |
| SSGA Dynamic Small Cap Fund | Boston, Massachusetts | Jul/2014 | 0.10% | 36,102 | 30,000 |
| SSGA Disciplined Emerging Markets Fund | Boston, Massachusetts | Jul/2014 | 0.01% | 11,167 | 30,000 |
| SSGA International Stock Selection Fund | Boston, Massachusetts | Jul/2014 | 0.01% | 25,945 | 30,000 |
| SSGA High Yield Bond Fund | Boston, Massachusetts | Jul/2014 | 0.03% | 26,730 | 30,000 |
| SSGA Enhanced Small Cap Fund | Boston, Massachusetts | Jul/2014 | 0.51% | 187,203 | 210,000 |
| State Street Target Retirement 2015 Fund | Boston, Massachusetts | Sep/2014 | 1.62% | 1,177,167 | 1,166,667 |
| State Street Target Retirement 2020 Fund | Boston, Massachusetts | Sep/2014 | 0.07% | 162,257 | 157,712 |
| State Street Target Retirement 2025 Fund | Boston, Massachusetts | Sep/2014 | 0.11% | 235,486 | 227,906 |
| State Street Target Retirement 2030 Fund | Boston, Massachusetts | Sep/2014 | 0.10% | 234,287 | 225,680 |
| State Street Target Retirement 2035 Fund | Boston, Massachusetts | Sep/2014 | 0.63% | 1,043,500 | 1,000,000 |
| State Street Target Retirement 2040 Fund | Boston, Massachusetts | Sep/2014 | 0.17% | 249,779 | 240,172 |
| State Street Target Retirement 2045 Fund | Boston, Massachusetts | Sep/2014 | 0.90% | 690,667 | 666,667 |
| State Street Target Retirement 2050 Fund | Boston, Massachusetts | Sep/2014 | 0.71% | 344,667 | 333,334 |
| State Street Target Retirement 2055 Fund | Boston, Massachusetts | Sep/2014 | 1.81% | 344,039 | 333,334 |
| State Street Target Retirement 2060 Fund | Boston, Massachusetts | Sep/2014 | 9.23% | 336,258 | 333,334 |
| State Street Target Retirement Fund | Boston, Massachusetts | Sep/2014 | 1.49% | 843,335 | 833,334 |
| State Street Equity 500 Index Fund | Boston, Massachusetts | Sep/2014 | 0.02% | 166,176 | 150,000 |
| State Street Global Equity ex-US Index Fund | Boston, Massachusetts | Sep/2014 | 0.02% | 87,400 | 100,000 |
| State Street Aggregate Bond Index Fund | Boston, Massachusetts | Sep/2014 | 0.04% | 97,550 | 100,000 |
| State Street Small/Mid Cap Equity Index Fund | Boston, Massachusetts | Sep/2014 | 0.15% | 223,455 | 200,000 |
| State Street/ Ramius Managed Futures Strategy Fund (RTSX) | Boston, Massachusetts | Aug/2015 | 24.85% | 12,975,249 | 14,476,777 |
| State Street Disciplined Global Equity Fund (SSGMX) | Boston, Massachusetts | Feb/2016 | 100.00% | 3,193,998 | 3,000,000 |
| State Street Disciplined International Equity Fund (SSZIX) State | Boston, Massachusetts | Feb/2016 | 99.98% | 2,994,000 | 3,000,000 |
| State Street Disciplined U.S. Equity Fund (SSUIX) | Boston, Massachusetts | Feb/2016 | 100.00% | 3,348,497 | 3,000,000 |
| State Street International Value Spotlight Fund - Class K | Boston, Massachusetts | Jul/2016 | 100.00% | 2,250,196 | 2,000,000 |
| State Street Global Value Spotlight Fund - Class K | Boston, Massachusetts | Sep/2016 | 100.00% | 2,086,145 | 2,000,000 |
| State Street Asia Pacific Value Spotlight Fund - Class K | Boston, Massachusetts | Sep/2016 | 100.00% | 1,929,620 | 2,000,000 |
| State Street European Value Spotlight Fund - Class K | Boston, Massachusetts | Sep/2016 | 100.00% | 1,044,202 | 1,000,000 |
| State Street U.S. Value Spotlight Fund - Class K | Boston, Massachusetts | Sep/2016 | 100.00% | 1,045,345 | 1,000,000 |
| SPDR Doubleline Short Duration Total Return Tactical ETF - SDOT | Boston, Massachusetts | Oct/2016 | 19.69% | 5,839,487 | 5,945,873 |
| SPDR DL Emerging Markets Fixed Income ETF - EMTL | Boston, Massachusetts | Dec/2016 | 76.00% | 18,470,301 | 19,606,100 |
| Atmos II | Grand Cayman, Cayman Islands | Jul/2007 | 11.88% | 1,226,261 | 3,825,459 |
| State Street Global Defensive Equity Fund | Luxembourg | Oct/2015 | 0.05% | 103,925 | 100,000 |
| State Street Asia Pacific Value Spotlight Fund | Luxembourg | Jul/2015 | 0.35% | 105,901 | 100,000 |
| State Street US Value Spotlight Fund | Luxembourg | Jul/2015 | 0.37% | 108,794 | 100,000 |
| State Street Global Value Fund | Luxembourg | Aug/2015 | 0.07% | 108,046 | 100,000 |
| State Street Emerging Markets Small Cap Equity Fund | Luxembourg | Dec/2016 | 100.00% | 10,026,900 | 10,000,000 |
| SPDR Barclays 3-7 Year Euro Corporate Bond UCITS ETF | Europe | Feb/2016 | 33.18% | 4,902,970 | 5,000,000 |
| SPDR Barclays 7+ Year Euro Corporate Bond UCITS ETF | Europe | Feb/2016 | 34.02% | 5,025,638 | 5,000,000 |
| SPDR Barclays US Corporate Bond UCITS ETF | Europe | Feb/2016 | 31.78% | 10,351,118 | 10,000,000 |
| SPDR Barclays 3-10 Year U.S. Corporate Bond UCITS ETF | Europe | Feb/2016 | 49.83% | 10,242,730 | 10,000,000 |
| SUBTOTAL SSGA | | | | \$ 105,322,531 | \$ 179,376,695 |
| GLOBAL SERVICES AMERICAS: | | | | | |
| Boston Financial Data Services, Inc. | Quincy, MA | pre 1991 | 50.00% | 93,494,558 | 95,494,558 |
| International Financial Data Services Limited | Brentwood, England | Jun/1905 | 50.00% | 112,762,463 | 112,762,463 |
| International Financial Data Services Limited Partnership | Quincy, MA | Feb/2001 | 50.00% | 90,929,551 | 90,929,551 |
| SUBTOTAL GLOBAL SERVICES AMERICAS | | | | \$ 297,186,572 | \$ 297,186,572 |
| CORPORATE: | | | | | |
| MHC, LLC | Boston, MA | Dec/2001 | 15.77% | 4,850,000 | 4,850,000 |
| Mass Housing Equity Fund X LLC | Boston, MA | Dec/2004 | 20.00% | 69,202 | 69,202 |
| Mass Housing Equity Fund XII LLC | Boston, MA | Mar/2007 | 26.09% | 855,660 | 855,660 |
| Mass Housing Equity Fund XIII LLC | Boston, MA | Mar/2007 | 20.32% | 1,361,468 | 1,361,468 |
| Mass Housing Equity Fund XIV LLC | Boston, MA | Aug/2008 | 24.49% | 1,750,126 | 1,750,126 |
| Mass Housing Equity Fund XVI LLC | Boston, MA | Apr/2009 | 24.49% | 1,893,050 | 1,893,050 |
| Mass Housing Equity Fund XVII LLC | Boston, MA | Sep/2010 | 48.11% | 4,718,323 | 4,718,323 |
| Mass Housing Equity Fund XVIII LLC | Boston, MA | Apr/2011 | 40.00% | 5,727,826 | 5,727,826 |
| Mass Housing Equity Fund XIX LLC | Boston, MA | Apr/2012 | 30.77% | 6,920,454 | 6,920,454 |
| Mass Housing Equity Fund XX LLC | Boston, MA | Aug/2013 | 32.43% | 6,569,737 | 6,569,737 |
| Mass Housing Equity Fund XXI LLC | Boston, MA | Oct/2013 | 30.00% | 8,904,707 | 8,904,707 |
| Mass Housing Equity Fund XXII LLC | Boston, MA | Dec/2015 | 26.02% | 20,940,405 | 20,940,405 |
| TAI Affordable Housing Investments | | | | | |
| SunAmerica Affordable Housing Partnership 172LP | Los Angeles, CA | Apr/2008 | 99.90% | 3,103,856 | 3,103,656 |
| Boston Capital Corporate Tax Credit Fund XXX LP | Boston, MA | Jul/2008 | 12.00% | 4,623,293 | 4,623,293 |
| PNC Multifamily Capital Institutional Fund XL LP | Portland, OR | Jul/2008 | 6.00% | 3,541,664 | 3,541,664 |
| Raymond James Tax Credit Fund 34 | St. Petersburg, FL | Oct/2008 | 12.00% | 3,807,462 | 3,807,462 |
| RBC Tax Credit Equity National Fund 10, LP | Cleveland, OH | Oct/2008 | 15.12% | 1,854,716 | 1,854,716 |
| USA Institutional Tax Credit Fund LXXII, LP | Arlington, VA | Jun/2009 | 13% | 6,676,465 | 6,676,465 |
| TIAA | New York, NY | Aug/2009 | NA | 7,637,361 | 7,637,361 |
| Samet UMTC Fund XXVII, LLC | California, CA | Jun/2011 | 18.17% | 4,450,045 | 4,450,045 |
| CREA Corporate Tax Credit Fund XXXII, LLC | Indianapolis, IN | Oct/2011 | 20.00% | 16,322,435 | 16,322,435 |
| USA Institutional Tax Credit Fund LXXXVII, LP | Greenwich, CT | Dec/2011 | 7.84% | 13,217,764 | 13,217,764 |
| Raymond James Tax Credit Fund 38, LLC | St. Petersburg, FL | Mar/2012 | 22.00% | 33,580,784 | 33,580,784 |
| Alliant Tax Credit Fund 66, Ltd. | Woodland Hills, CA | Jun/2012 | 25.00% | 32,162,413 | 32,162,413 |
| Boston Financial Investment Management Fund XXXVII | Boston, MA | Jun/2012 | 6.35% | 5,606,265 | 5,606,265 |

STATE STREET CORPORATION
As of December 31, 2016
EQUITY METHOD INVESTMENTS

| Investment name | Domicile of Issuer | Initial Investment Date | December 31, 2016 | | December 31, 2016 |
|--|-----------------------|-------------------------|-------------------|-------------------------|-------------------------|
| | | | Pct Ownership | Carrying Value | Historical Cost |
| RBC Tax Credit Equity National Fund 16, LP | Cleveland, OH | Oct/2012 | 36.40% | 27,718,558 | 27,718,558 |
| RBC Tax Credit Equity National Fund 17, LP | Cleveland, OH | May/2013 | 39.00% | 39,572,473 | 39,572,473 |
| WNC Institutional Tax Credit Fund XXXVIII, LP | Irvine, CA | Aug/2013 | 16.67% | 17,469,398 | 17,469,398 |
| Raymond James Tax Credit Fund 40 LLC | St. Petersburg, FL | Sep/2013 | 25.64% | 40,452,749 | 40,452,749 |
| CREA Corporate Tax Credit Fund XXXVI, LLC | Indianapolis, IN | Nov/2013 | 32.00% | 28,811,783 | 28,811,783 |
| USBank Secondary-WNC 30 | Irvine, CA | Dec/2013 | 29.83% | 12,557,163 | 12,557,163 |
| USBank Secondary-WNC 32 | Irvine, CA | Dec/2013 | 16.34% | 16,735,163 | 16,735,163 |
| USBank Secondary-BFAIC I | Boston, MA | Dec/2013 | 23.50% | 13,987,826 | 13,987,826 |
| USBank Secondary-DEF 20 | Dayton, OH | Dec/2013 | 16.16% | 10,274,636 | 10,274,636 |
| CREA CORPORATE TAX CREDIT FUND XXXIX, LLC (CREA 39)-Temporary recorded into PROD 00000 | Indianapolis, IN | Jun/2014 | 35.49% | 33,302,190 | 33,302,190 |
| Alliant Tax Credit Fund 80, Ltd. | Woodland Hills, CA | Dec/2014 | 40.00% | 40,383,900 | 40,383,900 |
| CREA Corporate Tax Credit Fund 41, LLC (CREA 41) | Indianapolis, IN | Dec/2014 | 37.59% | 42,552,590 | 42,552,590 |
| WNC Institutional Tax Credit Fund 40, LP | Irvine, CA | Apr/2015 | 31.55% | 33,359,387 | 33,359,387 |
| Raymond James Tax Credit Fund 41, LLC-Temp. recorded into PROD 00000 | St. Petersburg, FL | Aug/2015 | 18.18% | 46,774,123 | 46,774,123 |
| RBC Tax Credit Equity National Fund 22, LP | Cleveland, OH | Oct/2015 | 26.02% | 37,916,092 | 37,916,092 |
| CREA Corporate Tax Credit Fund 45, LLC (CREA 45) | Indianapolis, IN | Jan/2016 | 37.59% | 46,785,430 | 46,785,430 |
| WNC Institutional Tax Credit Fund 41, LP (WNC 41) | Irvine, CA | Jan/2016 | 43.59% | 47,107,738 | 47,107,738 |
| STRATFORD FUND XVII (STRATFORD 17)-Temp. Recorded into PROD 00000 | Peabody, MA | Feb/2016 | 37.59% | 28,727,915 | 28,727,915 |
| Misc. Other Asset-Reclass State Tax Credit from CC 7272010: 2001-7541050-190706180-19850 | Boston, MA | Feb/2016 | NA | 5,963,703 | 5,963,703 |
| Roseview Affordable Housing Preservation Fund I, LLC-Temp. Recorded into PROD 00000 | Boston, MA | Oct/2016 | 18.40% | 30,796 | 30,796 |
| | | | | \$ 771,628,890 | \$ 771,628,890 |
| SUBTOTAL CORPORATE | | | | | |
| Energy Tax Credits | | | | | |
| Antrim Corporation | | | | | |
| Aurora Solar Holdings, LLC-Temp. Recorded into PROD 19840 | Andover, MA | Sep/2016 | - | 65,302,380 | 65,302,380 |
| Vivint Solar XX, LLC-Temp. Recorded into PROD 19840 | Lehi, UT | Nov/2016 | - | 9,963,377 | 9,963,377 |
| 2016 VENTO XVI, LLC (TIMBER ROAD WIND III)-Temp. Recorded into PROD 19840 | | Dec/2016 | 50.00% | 56,750,301 | 56,750,301 |
| Bluestem III-Temp. Recorded into PROD 19840 | Chicago, IL | Dec/2016 | 30.79% | 75,000,000 | 75,000,000 |
| SolarCity-Haymarket Solar 1, LLC | Ione, CA | Sep/2012 | NA | 7,518,247 | 7,518,247 |
| Magic Valley Wind Farm 1, LLC | Various Mateo, CA | Oct/2012 | 29.82% | 41,496,795 | 41,496,795 |
| Centennial Wind, LLC | Willacy County, TX | Dec/2012 | 18.48% | 51,835,914 | 51,835,914 |
| Canadian Hills Wind, LLC | Centennial, CO | Dec/2012 | 18.27% | 32,486,215 | 32,486,215 |
| Wildcat Wind Farm I, LLC | El Reno, OK | Mar/2013 | 28.59% | 49,711,435 | 49,711,435 |
| SunRun Owners Solar XII, LLC | Madison County, IN | Oct/2013 | 100.00% | 13,188,510 | 13,188,510 |
| Buffalo Dunes Wind Project, LLC | Sacania, KS | Dec/2013 | 19.27% | 39,923,457 | 39,923,457 |
| Vivint Solar Hannah Project Company, LLC | Lehi, UT | Feb/2014 | 99.00% | 10,496,483 | 10,496,483 |
| SunRun Owners Solar XVII, LLC | San Francisco, CA | Jun/2014 | 100.00% | 15,668,140 | 15,668,140 |
| Vivint Solar XIV, LLC (Vivint II) | Lehi, UT | Dec/2014 | 99.00% | 26,906,697 | 26,906,697 |
| Rising Tree Wind Farm | Mojave, CA | May/2015 | 45.60% | 50,313,115 | 50,313,115 |
| Osage Wind, LLC | Osage County, OK | Jun/2015 | 35.00% | 56,569,497 | 56,569,497 |
| DESRI SPRINGBOK 2 HOLDINGS, LLC | New York, NY | Dec/2015 | 50.00% | 23,592,726 | 23,592,726 |
| KINGBIRD SOLAR, LLC | San Francisco, CA | Feb/2016 | 100.00% | 18,817,926 | 18,817,926 |
| Colbeck's Corner, LLC-Temp. Recorded into PROD 19840 | Chicago, IL | May/2016 | 30.93% | 60,485,777 | 60,485,777 |
| | | | | \$ 705,726,992 | \$ 705,726,992 |
| Total Antrim Energy Tax Credit Investment Portfolio | | | | | |
| Energy Tax Credits | | | | | |
| SSBT | | | | | |
| Sierra Aluminum Solar, LLC | | | | | |
| (prior reporting Sierra Solar LLC) | Fortana, CA | Feb/2009 | 99.00% | 997,566 | 997,566 |
| Gonzalez Winery Solar, LLC | | | | | |
| (prior reporting Vineyard Solar LLC Constellation) | Gonzalez, CA | Apr/2009 | 99.00% | 2,147,839 | 2,147,839 |
| Del Oro Solar, LLC | | | | | |
| (prior reporting Loomis Solar LLC) | Loomis, CA | Sep-09 | 99.00% | 542,475 | 542,475 |
| Peace Garden Wind, LLC | | | | | |
| (prior reporting Fargo Wind LLC) | Juno Beach, FL | Apr/2010 | 12.80% | 13,138,355 | 13,138,355 |
| St. Claire Fuels Company, LLC | | | | | |
| (prior reporting SCF Energy LLC-DTE Refined Coal) | St. Claire, MI | Feb/2011 | 99.00% | 9,349,092 | 9,349,092 |
| EWPRC Biomass Holdings LLC | | | | | |
| (prior reporting Whitehaven Springs Biomass, LLC) | | Feb/2012 | 100.00% | 3,429,233 | 3,429,233 |
| | | | | \$ 735,331,552 | \$ 735,331,552 |
| Subtotal Energy Credits | | | | | |
| CRA INVESTMENTS | | | | | |
| SEED Ventures LP | Taunton, MA | Jul/2004 | 7.66% | 140,260 | 140,260 |
| North Atlantic SBIC LP | Portland, ME | Oct/2010 | 6.08% | 1,282,796 | 1,282,796 |
| | | | | \$ 1,423,056 | \$ 1,423,056 |
| SUBTOTAL CRA INVESTMENTS | | | | | |
| GLOBAL REALTY SERVICES | | | | | |
| Penn Seven | Kansas City, MO | Nov/1996 | 33.33% | 7,883,421 | 7,883,421 |
| | | | | \$ 7,883,421 | \$ 7,883,421 |
| GLOBAL OPERATIONS: | | | | | |
| State Street Syntel Services (Mauritius) Limited | Port Louis, Mauritius | Feb/2003 | | | |
| State Street HCL Holding (UK) Limited | Surrey, UK | Feb/2012 | 51.00% | 51 | 51 |
| | | | | \$ 51 | \$ 51 |
| INFORMATION TECHNOLOGY: | | | | | |
| HengTian JV | Hangzhou, China | Dec/2007 | 22.00% | 2,253,982 | 2,253,982 |
| | | | | \$ 2,253,982 | \$ 2,253,982 |
| SUBTOTAL OTHER | | | | | |
| | | | | \$ 1,518,520,952 | \$ 1,518,520,952 |
| GRAND TOTAL EQUITY METHOD INVESTMENTS | | | | | |
| | | | | \$ 1,928,541,517 | \$ 1,998,557,723 |

REPORT ITEM 2b: Domestic Branch Listing

EXHIBIT III

State Street Corporation
Report Item 2B - Domestic Branch Listing

| Branch Service Type | Branch ID | RSID* | Popular Name | Street Address | City | State | Zip Code | County | Country | FDIC UNINUM* | Office Number* | Head Office | Head Office ID | RSID* |
|----------------------------|-----------|---------|--|-------------------------|-------------|-------|----------|---------|---------------|--------------|----------------|-------------------------------------|----------------|-------|
| Full Service (Head Office) | | 35301 | STATE STREET BANK AND TRUST COMPANY | ONE LINCOLN STREET | BOSTON | MA | 02111 | SUFFOLK | UNITED STATES | 6 | 0 | STATE STREET BANK AND TRUST COMPANY | | 35301 |
| Full Service | | 608056 | STATE STREET BANK AND TRUST KANSAS CITY BRANCH | 801 PENNSYLVANIA AVENUE | KANSAS CITY | MO | 64105 | JACKSON | UNITED STATES | Not Required | Not Required | STATE STREET BANK AND TRUST COMPANY | | 35301 |
| Full Service | | 3249547 | PRINCETON BRANCH | 600 COLLEGE ROAD EAST | PRINCETON | NJ | 08540 | MERCER | UNITED STATES | Not Required | Not Required | STATE STREET BANK AND TRUST COMPANY | | 35301 |

REPORT ITEM 3: Securities Holders

EXHIBIT IV

State Street Corporation
Fiscal Year Ending December 31, 2016

Report Item 3: Securities Holders

Current Shareholders of common stock with ownership, control or holdings of 5% or more with power to vote as of fiscal year ending 12-31-2016:

| (1)(a) Name and Address (City, State) | (1)(b)(c) Country of Citizenship or Incorporation | (1)(c) Number and Percentage of Each Class of Voting Securities | |
|--|---|---|------|
| T. Rowe Price Associates, Inc. 100 E. Pratt Street Baltimore, MD 21202 | USA | 37,302,018 ⁽¹⁾ | 9.6% |
| Massachusetts Financial Services Company (MFS) 111 Huntington Avenue Boston, MA 02199 | USA | 33,058,995 ⁽²⁾ | 8.6% |
| BlackRock, Inc. 55 East 52 nd Street New York, NY 10055 | USA | 23,841,600 ⁽³⁾ | 6.2% |
| The Vanguard Group 100 Vanguard Boulevard Malvern, PA 19355 | USA | 22,393,510 ⁽⁴⁾ | 5.8% |

⁽¹⁾ This information is based solely on a Schedule 13G filed with the SEC on February 7, 2017 by T. Rowe Price Associates, Inc., in which it reported sole voting power of 12,172,662 shares and sole dispositive power of 37,302,018 shares.

⁽²⁾ This information is based solely on a Schedule 13G filed with the SEC on February 14, 2017 by Massachusetts Financial Services Company, in which it reported sole voting power of 26,653,457 shares and sole dispositive power of 33,058,995 shares.

⁽³⁾ This information is based solely on a Schedule 13G filed with the SEC on January 27, 2017 by BlackRock, Inc., in which it reported sole voting power of 20,227,902 shares, shared voting power of 31,390 shares, sole dispositive power of 23,810,210 shares and shared dispositive power of 31,390 shares.

⁽⁴⁾ This information is based solely on a Schedule 13G filed with the SEC on February 10, 2017 by the Vanguard Group, in which it reported sole voting power of 586,722 shares, shared voting power of 72,588 shares, sole dispositive power of 21,739,766 shares and shared dispositive power of 653,744 shares.

Securities holders not listed in 3(1)(a) through 3(1)(c) that had ownership, control or holdings of 5% or more with power to vote during the fiscal year ending 12-31-2016:

| (2)(a) Name and Address (City, State) | (2)(b)(c) Country of Citizenship or Incorporation | (2)(c) Number and Percentage of Each Class of Voting Securities |
|---|---|---|
|---|---|---|

None

REPORT ITEM 4: Insiders

EXHIBIT V

State Street Corporation
Board of Directors (Business Addresses)
as of December 31, 2016

Mr. Joseph L. Hooley

Chairman and CEO
State Street Corporation
State Street Financial Center
One Lincoln Street
Boston, MA 02111

Mr. Kennett F. Burnes

c/o State Street Corporation
State Street Financial Center
One Lincoln Street
Boston, MA 02111

Mr. Patrick de Saint-Aignan

c/o State Street Corporation
State Street Financial Center
One Lincoln Street
Boston, MA 02111

Ms. Lynn A. Dugle

c/o State Street Corporation
State Street Financial Center
One Lincoln Street
Boston, MA 02111

Dame Amelia C. Fawcett

c/o State Street Corporation
State Street Financial Center
One Lincoln Street
Boston, MA 02111

Mr. William C. Freda

c/o State Street Corporation
State Street Financial Center
One Lincoln Street
Boston, MA 02111

Professor Linda A. Hill

c/o State Street Corporation
State Street Financial Center
One Lincoln Street
Boston, MA 02111

Mr. Richard P. Sergel

c/o State Street Corporation
State Street Financial Center
One Lincoln Street
Boston, MA 02111

Mr. Ronald L. Skates

c/o State Street Corporation
State Street Financial Center
One Lincoln Street
Boston, MA 02111

Mr. Gregory L. Summe

c/o State Street Corporation
State Street Financial Center
One Lincoln Street
Boston, MA 02111

Mr. Thomas J. Wilson

c/o State Street Corporation
State Street Financial Center
One Lincoln Street
Boston, MA 02111

State Street Corporation
Executive Officers (Business Addresses)
as of December 31, 2016

Joseph L. Hooley

Chairman and Chief Executive Officer
State Street Corporation
State Street Financial Center
One Lincoln Street
Boston, MA 02111

Eric W. Aboaf

Executive Vice President
State Street Corporation
State Street Financial Center
One Lincoln Street
Boston, MA 02111

Michael W. Bell

Executive Vice President and Chief Financial Officer
State Street Corporation
State Street Financial Center
One Lincoln Street
Boston, MA 02111

Jeffrey N. Carp

Executive Vice President, Chief Legal Officer and Secretary
State Street Corporation
State Street Financial Center
One Lincoln Street
Boston, MA 02111

Jeff D. Conway

Executive Vice President
State Street Corporation
State Street Financial Center
One Lincoln Street
Boston, MA 02111

Andrew J. Erickson

Executive Vice President
State Street Corporation
State Street Financial Center
One Lincoln Street
Boston, MA 02111

Karen C. Keenan

Executive Vice President and Chief Administrative Officer
State Street Corporation
State Street Financial Center
One Lincoln Street
Boston, MA 02111

Andrew P. Kuritzkes

Executive Vice President and Chief Risk Officer
State Street Corporation
State Street Financial Center
One Lincoln Street
Boston, MA 02111

Louis D. Maiuri

Executive Vice President
State Street Corporation
State Street Financial Center
One Lincoln Street
Boston, MA 02111

Sean P. Newth

Senior Vice President, Chief Accounting Officer
and Controller
State Street Corporation
State Street Financial Center
One Lincoln Street
Boston, MA 02111

Ronald P. O'Hanley

Executive Vice President, and President and CFO of SSGA
State Street Corporation
State Street Financial Center
One Lincoln Street
Boston, MA 02111

James S. Phalen

Vice Chairman
State Street Corporation
State Street Financial Center
One Lincoln Street
Boston, MA 02111

Alison A. Quirk

Executive Vice President
State Street Corporation
State Street Financial Center
One Lincoln Street
Boston, MA 02111

Michael F. Rogers

President and Chief Operating Officer
State Street Corporation
State Street Financial Center
One Lincoln Street
Boston, MA 02111

Wai-Kwong Seck

Executive Vice President
State Street Corporation
State Street Financial Center
One Lincoln Street
Boston, MA 02111

Antoine Shagoury

Executive Vice President
State Street Corporation
State Street Financial Center
One Lincoln Street
Boston, MA 02111

George E. Sullivan

Executive Vice President
State Street Corporation
State Street Financial Center
One Lincoln Street
Boston, MA 02111

| | | | | |
|----|--------------------------------|--|--|---------|
| 1 | Joseph L. Hooley, Boston, MA | State Street Corporation - Chairman and Chief Executive Officer | 566,710 shares of State Street Corporation as of December 31, 2016 | 0.1482% |
| 2 | Eric W. Aboal, Boston, MA | State Street Bank and Trust Company - Executive Vice President | 0 shares of State Street Corporation as of December 31, 2016 | 0.0000% |
| 3 | Michael W. Bell, Boston, MA | State Street Corporation - Executive Vice President and Chief Financial Officer | 27,815 shares of State Street Corporation as of December 31, 2016 | 0.0073% |
| 4 | Jeffrey N. Camp, Boston, MA | State Street Corporation - Executive Vice President, Chief Legal Officer and Secretary | 141,874 shares of State Street Corporation as of December 31, 2016 | 0.0371% |
| 5 | Jeff D. Conway, Boston, MA | State Street Corporation - Executive Vice President | 31,750 shares of State Street Corporation as of December 31, 2016 | 0.0083% |
| 6 | Andrew J. Erickson, Boston, MA | State Street Corporation - Executive Vice President | 4,800 shares of State Street Corporation as of December 31, 2016 | 0.0013% |
| 7 | Karen C. Keenan, Boston, MA | State Street Corporation - Executive Vice President and Chief Administrative Officer | 17,464 shares of State Street Corporation as of December 31, 2016 | 0.0046% |
| 8 | Andrew P. Kurtzkes, Boston, MA | State Street Bank and Trust Company - Executive Vice President and Chief Risk Officer | 19,816 shares of State Street Corporation as of December 31, 2016 | 0.0052% |
| 9 | Louis D. Mahirt, Boston, MA | State Street Corporation - Executive Vice President | 6,711 shares of State Street Corporation as of December 31, 2016 | 0.0018% |
| 10 | Sean P. Newth, Boston, MA | State Street Corporation - Senior Vice President, Chief Accounting Officer and Controller | 1,962 shares of State Street Corporation as of December 31, 2016 | 0.0005% |
| 11 | Ronald P. O'Hanley, Boston, MA | State Street Bank and Trust Company - Executive Vice President, President and CEO of SSGA | 4,599 shares of State Street Corporation as of December 31, 2016 | 0.0012% |
| 12 | James S. Phalen, Boston, MA | State Street Corporation - Vice Chairman | 197,882 shares of State Street Corporation as of December 31, 2016 | 0.2446% |
| 13 | Allison A. Quirk, Boston, MA | State Street Corporation - Executive Vice President | 18,788 shares of State Street Corporation as of December 31, 2016 | 0.0099% |
| 14 | Michael F. Rogers, Boston, MA | State Street Bank and Trust Company - Executive Vice President and Chief Operating Officer | 935,394 shares of State Street Corporation as of December 31, 2016 | 0.2446% |
| 15 | Wai-Kwong Seck, Boston, MA | State Street Bank and Trust Company - Executive Vice President | 37,950 shares of State Street Corporation as of December 31, 2016 | 0.0099% |
| 16 | Antoine Shagoury, Boston, MA | State Street Corporation - Executive Vice President | 11,794 shares of State Street Corporation as of December 31, 2016 | 0.0031% |
| 17 | George E. Sullivan, Boston, MA | State Street Corporation - Executive Vice President | 35,537 shares of State Street Corporation as of December 31, 2016 | 0.0093% |

State Street Corporation
Executive Officers
(as of 12/31/2016)

382,340,566
Shares Outstanding

State Street Corporation
Board of Directors
(as of 12/31/2016)

| | Shares Outstanding | 382,340,566 |
|---|--------------------|-------------|
| 1 Joseph L. Hooley 566,710 shares of State Street Corporation as of December 31, 2016 | | 0.1482% |
| 2 Kennett F. Burnes 10,091 shares of State Street Corporation as of December 31, 2016 | | 0.0026% |
| 3 Patrick de Saint-Aignan 20,829 shares of State Street Corporation as of December 31, 2016 | | 0.0054% |
| 4 Lynn A. Dugle 0 shares of State Street Corporation as of December 31, 2016 | | 0.0000% |
| 5 Amelia C. Fawcett 3,390 shares of State Street Corporation as of December 31, 2016 | | 0.0009% |
| 6 William C. Freda 0 shares of State Street Corporation as of December 31, 2016 | | 0.0000% |
| 7 Linda A. Hill 7,211 shares of State Street Corporation as of December 31, 2016 | | 0.0019% |
| 8 Richard P. Sergel 12,436 shares of State Street Corporation as of December 31, 2016 | | 0.0033% |
| 9 Ronald L. Skates 48,075 shares of State Street Corporation as of December 31, 2016 | | 0.0126% |
| 10 Gregory L. Summe 10,815 shares of State Street Corporation as of December 31, 2016 | | 0.0028% |
| 11 Thomas J. Wilson 14,116 shares of State Street Corporation as of December 31, 2016 | | 0.0037% |

* Does not include shares that do not have voting rights.

State Street Corporation
Fiscal Year Ending December 31, 2016

Report Item 4(c): Insiders

List names of other companies (including partnerships) if 25% or more of voting securities are held (list names of companies and percentage of voting securities held)

| Name and Address | Name of Company | Percentage of Voting Securities Held |
|--|--|--------------------------------------|
| Dame Amelia C. Fawcett c/o State Street Corporation State Street Financial Center One Lincoln Street Boston, MA 02111 | Chilcott & Company | 100% |
| Professor Linda A. Hill c/o State Street Corporation State Street Financial Center One Lincoln Street Boston, MA 02111 | Paradox Strategies LLC | 45% |
| Ronald P. O'Hanley c/o State Street Corporation State Street Financial Center One Lincoln Street Boston, MA 02111 | Wavelength LLC | 100% |
| | Ladrone LLC | 100% |
| James S. Phalen c/o State Street Corporation State Street Financial Center One Lincoln Street Boston, MA 02111 | Seabury Charter LLC | 100% |
| | Westshore Charter LLC | 100% |
| Mr. Wai-Kwong Seck c/o State Street Corporation State Street Financial Center One Lincoln Street Boston, MA 02111 | Second Timothy One Twelve Company Limited | 50% |
| Mr. Ronald L. Skates c/o State Street Corporation State Street Financial Center One Lincoln Street Boston, MA 02111 | Kansas City Rubber and Belting | 45% |
| George E. Sullivan c/o State Street Corporation State Street Financial Center One Lincoln Street Boston, MA 02111 | 82 LIV LLC | 50% |
| | Beanpot Realty Trust I LLC | 50% |
| Mr. Gregory L. Summe c/o State Street Corporation State Street Financial Center One Lincoln Street Boston, MA 02111 | Glen Capital Partners LLC | 100% |

State Street Corporation
Executive Officer Affiliations
As of December 31, 2016

| Executive Officer | Entity Name | Entity Type | Title or Position Held |
|---------------------------|---|--|---|
| Jeff D. Conway | State Street Bank and Trust Company – UK Branch | Subsidiary or otherwise related to SSC | Director Legal Entity Head |
| | State Street Bank International GmbH | Subsidiary or otherwise related to SSC | Director Nomination Committee Remuneration Committee Supervisory Board |
| Andrew J. Erickson | State Street (HK) Limited | Subsidiary or otherwise related to SSC | Director |
| | State Street (SG) Limited | Subsidiary or otherwise related to SSC | Director |
| | State Street New Zealand Limited | Subsidiary or otherwise related to SSC | Director |
| Sean P. Newth | State Street Trust Company Canada | Subsidiary or otherwise related to SSC | Director |
| | State Street International Holdings | Subsidiary or otherwise related to SSC | Treasurer |
| | State Street Global Advisors, Inc. | Subsidiary or otherwise related to SSC | Director |
| Ronald P. O'Hanley | State Street Global Advisors International Holdings, Inc. | Subsidiary or otherwise related to SSC | Chairman |
| James S. Phalen | Boston Financial Data Services, Inc. | Subsidiary or otherwise related to SSC | Director |
| Wai-Kwong Seek | State Street International Holdings | Subsidiary or otherwise related to SSC | Vice President |
| Antoine Shagoury | State Street Technology (Zhejiang) Co., Ltd | Subsidiary or otherwise related to SSC | Director |
| George E. Sullivan | International Fund Services (Ireland) Limited | Subsidiary or otherwise related to SSC | Director Executive Vice President |
| | State Street Technology (Zhejiang) Co., Ltd | Subsidiary or otherwise related to SSC | Director |
| | State Street AIS Europe LLC | Subsidiary or otherwise related to SSC | Director Legal Entity Head |
| | InfraHedge Limited | Subsidiary or otherwise related to SSC | Director |

* For affiliations to State Street Bank and Trust Company, please see State Street Corporation Executive Officers - Share Information page.